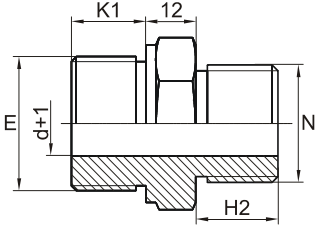
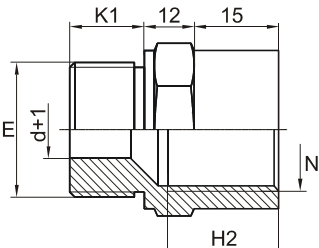
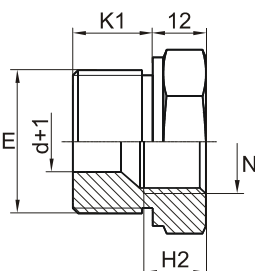
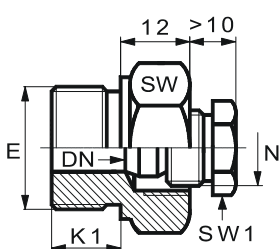


Mounting Adapter YD

THREADED MOUNTING ADAPTER Material - stainless steel (see Appendix - Sheath materials) Application - with TS and LC probes	YDx	DIMENSIONS *					
		E	SW	K1 [mm]	N	H2 [mm]	d _{max} [mm]
STANDARD M/M DESIGN (1) 	M10x1(1.5); G1/8" 1/8" NPT; M12x1.5	17	9	M8 / M10 / M12 G1/8" / 1/8" NPT	8 / 9 / 10 9 / 10	5 / 6 / 6 5 / 5	
	M14x1.5; G1/4" 1/4" NPT		12 15	as above; M14 / G1/4" / 1/4" NPT	as above; 12 / 12 / 15	as above; 8 / 6 / 6	
	M16x1.5; G3/8" 3/8" NPT	22	13 15	as above; M16 / G3/8" / 3/8" NPT	as above; 13 / 13 / 15	as above; 10 / 10 / 10	
	M18x1.5		24	13	as above; M18x1.5	as above; 13	as above; 10
	M20x1.5; G1/2" 1/2" NPT	27	15 20	as above; M20 / G1/2" / 1/2" NPT	as above; 15 / 15 / 20	as above; 12	
	M27x2; G3/4" 3/4" NPT		32	17 20	as above; M27 / G3/4" / 3/4" NPT	as above; 17 / 17 / 20	as above; 16
	M33x2; G1" 1" NPT	36	19 25	as above; M33 / G1" / 1" NPT	as above; 19 / 19 / 25	as above; 20	
	EXTENDED M/F DESIGN (2) 		M10x1(1.5); G1/8" 1/8" NPT; M12x1.5	17	9 10	M8 / M10 / M12 / M14 G1/8"(NPT) / G1/4"(NPT)	8 / 9 / 10 / 12 8 / 11
		M14x1.5; G1/4" 1/4" NPT	12 15		as above; M16 / G3/8" / 3/8" NPT	as above; 13 / 13 / 12	as above; 12 / 12 / 12
		M16x1.5; G3/8" 3/8" NPT	22	13 15	as above; M18	as above; 14	as above; 14
M18x1.5		24		13	as above;	as above;	as above;
M20x1.5; G1/2" 1/2" NPT		27	15 20	as above; M20 / G1/2"(NPT)	as above; 15 / 15	as above; 16 / 16	
M27x2; G3/4" 3/4" NPT			32	17 20	as above; M27 / G3/4" / 3/4" NPT	as above; 17 / 17 / 16	as above; 20 / 20 / 20
M33x2; G1" 1" NPT		36	19 25	as above; M33 / G1" / 1" NPT	as above; 19 / 19 / 18	as above; 20 / 20 / 20	
LOW-PROFILE M/F DESIGN (3) 			M16x1.5; G3/8" 3/8" NPT	22	13 15	M8 / M10 / M12 G1/8"(NPT) / G1/4"(NPT)	8 / 9 / 10 8 / 11
		M18x1.5	24		13	as above; M14	as above; 12
		M20x1.5; G1/2" 1/2" NPT	27	15 20	as above; M16 / G3/8" / 3/8" NPT	as above; 13 / 13 / 12	as above; 12 / 12 / 12
	M27x2; G3/4" 3/4" NPT	32		17 20	as above; M18 / M20 / G1/2"(NPT)	as above; 14 / 15 / 15	as above; 14 / 16 / 16
	M33x2; G1" 1" NPT	36	19 25	as above; M27 / G3/4" / 3/4" NPT	as above; 17 / 17 / 16	as above; 20 / 20 / 20	
	Maximum temperature: 850 °C Maximum pressure: 40 bar * Other dimensions are available on request. Please contact COMECO!						
	GLAND-TYPE DESIGN (4)  DN = d	M16x1.5; G3/8" 3/8" NPT	22	13 15	G1/4"	SW1 = 13	3...8
M18x1.5		24		13	G1/4"	SW1 = 13	3...8
M20x1.5; G1/2" 1/2" NPT		27	15 20	G3/8"	SW1 = 17	4...12	
M27x2; G3/4" 3/4" NPT			32	17 20	G3/8" G1/2"	SW1 = 17 SW1 = 24	4...12 6...16
M33x2; G1" 1" NPT		36	19 25	G1/2" G3/4"	SW1 = 24 SW1 = 27	6...16 8...20	
Maximum temperature: dependant on ferrule material Maximum pressure: 6(10) bar * Other dimensions are available on request. Please contact COMECO!							

COMECO reserves the right of changing specifications without prior notice!

Ordering code YD★ - G4.G9'G9".G10'G10"

Code	Feature or option	Code values
★	Design	1 - standard m/m, 2 - extended m/f, 3 - low-profile m/f, 4 - gland-type
G4	Probe diameter 'd' [mm] ⁽¹⁾	1.5, 2, 3, 4, 4.5, 5, 6, 8, 10, 12, 14, 16, 20
G9'	Connection thread 'E' ⁽¹⁾	X - none ⁽³⁾ , Q0 - M16x1.5, Q1 - M18x1.5, Q2 - M20x1.5, Q3 - G3/8", Q4 - G1/2", Q5 - M27x2, Q6 - G3/4", Q7 - M12x1.5, Q8 - M14x1.5, Q9 - 3/8" NPT, Q10 - 1/2" NPT, Q11 - 3/4" NPT, Q12 - G1", Q15 - 1" NPT, Q18 - G1/8", Q19 - 1/8" NPT, Q20 - M10x1, Q23 - G1/4", Q24 - 1/4" NPT, Q25 - M33x2, Q30 - M10x1.5, Z - other (specify!)
G9"	Probe thread 'N' ⁽¹⁾	X - none ⁽³⁾ , Q0/U0 - M16x1.5, Q1/U1 - M18x1.5, Q2/U2 - M20x1.5, Q3/U3 - G3/8", Q4/U4 - G1/2", Q5/U5 - M27x2, Q6/U6 - G3/4", Q7/U7 - M12x1.5, Q8/U8 - M14x1.5, Q9/U9 - 3/8" NPT, Q10/U10 - 1/2" NPT, Q11/U11 - 3/4" NPT, Q12/U12 - G1", Q15/U15 - 1" NPT, Q18/U18 - G1/8", Q19/U19 - 1/8" NPT, Q20/U20 - M10x1, Q23/U23 - G1/4", Q24/U24 - 1/4" NPT, Q25/U25 - M33x2, Q26/U26 - M8x1, Q29/U29 - M8x1.25, Q30/U30 - M10x1.5, Z - other (specify!)
G10'	Material	M1 - 1.4301, M2 - 1.4541 ⁽³⁾ , M3 - 1.4571 ⁽³⁾ , M9 - 1.4404 or 1.4435, Z - other (specify!) ⁽³⁾
G10"	Compression fitting ferrule ⁽²⁾	TF - Teflon®, BR - brass, SS - stainless steel

⁽¹⁾ Applicable for the selected design

⁽²⁾ Only for YD4!

⁽³⁾ Contact COMECO!